

BY RAIL

Bath Spa mainline station is on the London Paddington to Bristol line. Half-hourly services run to London, a journey of approximately 90 minutes. Bristol, with connections to the Midlands, the North and the South West is a 15 minute journey. For further information, please consult the National Rail timetable or contact rail operators First Great Western, Arriva Trains Wales, Wessex Trains, SouthWest Trains. Tel 08457 484950 for more info.

BY COACH

National Express services operate from Bath Coach Station to London Victoria and other destinations.

BY BUS

Buses 18, 410 and 418, operated by First, depart from Railway street behind the bus station which is opposite the rail station. Services run at approximately every 10 minutes during term and less frequently at other times. Buses 20 A/C serve the University via Weston, Twerton, Combe Down and Widcombe Hill. Tel 0870 608 2608 for info.

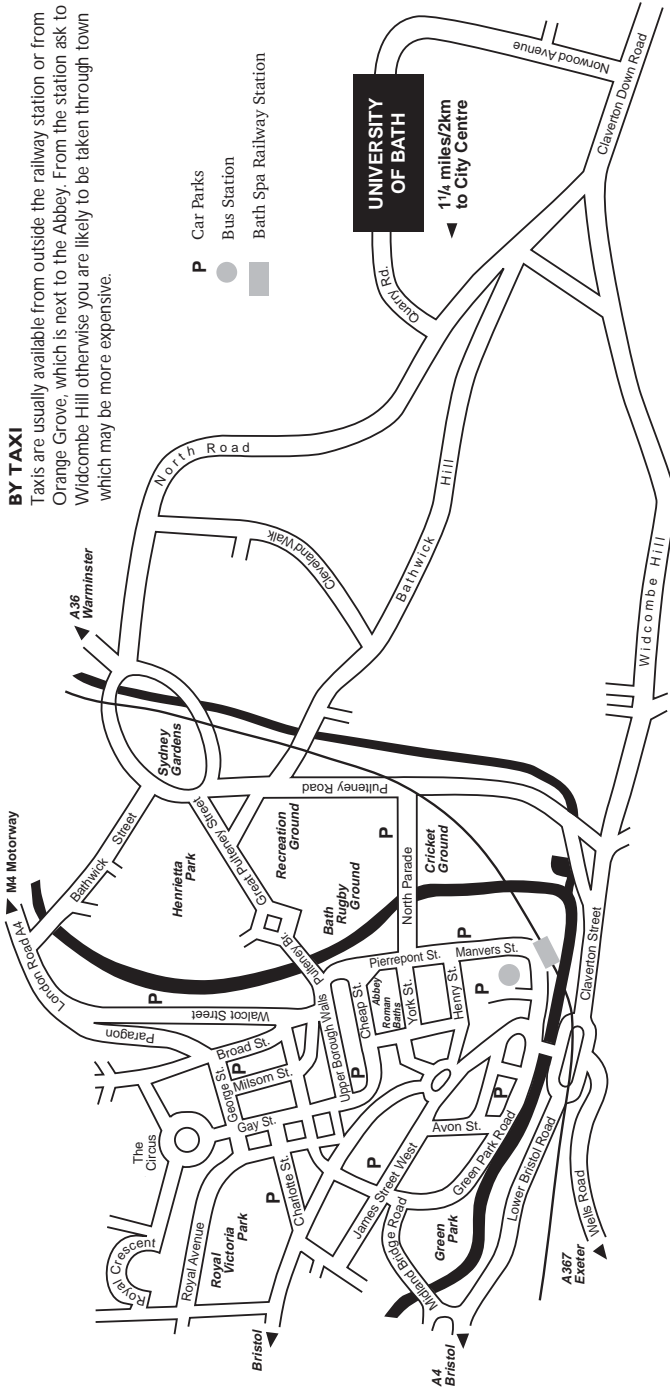
BY CAR

The University campus is situated on Claverton Down, to the east of Bath. The A4 and A36 roads run through the city: the M4 motorway is approximately 10 miles distant. If approaching from the M4, leave the motorway at junction 18 and follow the A46 south 8 miles to the Bath exit from the new dual carriageway. Turning right here brings you on to the A4 westbound to Bath. After 1.5 miles turn left at the traffic lights (signposted City Centre A36): after 700 yards turn left at the roundabout towards Warminster. In approximately 300 yards turn right into North Road (signposted Claverton Down).

The Quarry Road entrance to the campus is on the left towards the top of the hill (approximately 1 mile); the Norwood Avenue entrance is half a mile further on in Claverton Down Road. If approaching from the city centre, the A4 or the A36 eastbound follow signs to Warminster, Claverton Down, American Museum and Park & Ride (University). If approaching from the A36 (northbound) follow signs to Claverton Down.

BY TAXI

Taxis are usually available from outside the railway station or from Orange Grove, which is next to the Abbey. From the station ask to go via Widcombe Hill otherwise you are likely to be taken through town which may be more expensive.



UNIVERSITY OF
BATH

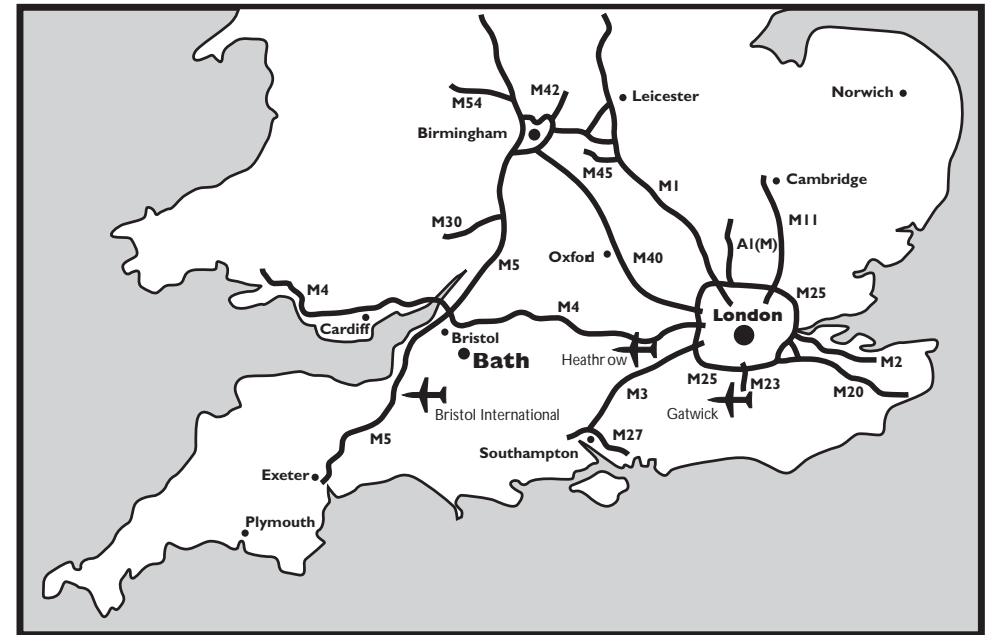
Bath BA2 7AY • United Kingdom

Getting Here

includes maps of:

Bath City and University Campus

more detailed information on: www.bath.ac.uk/getting-here



BY AIR

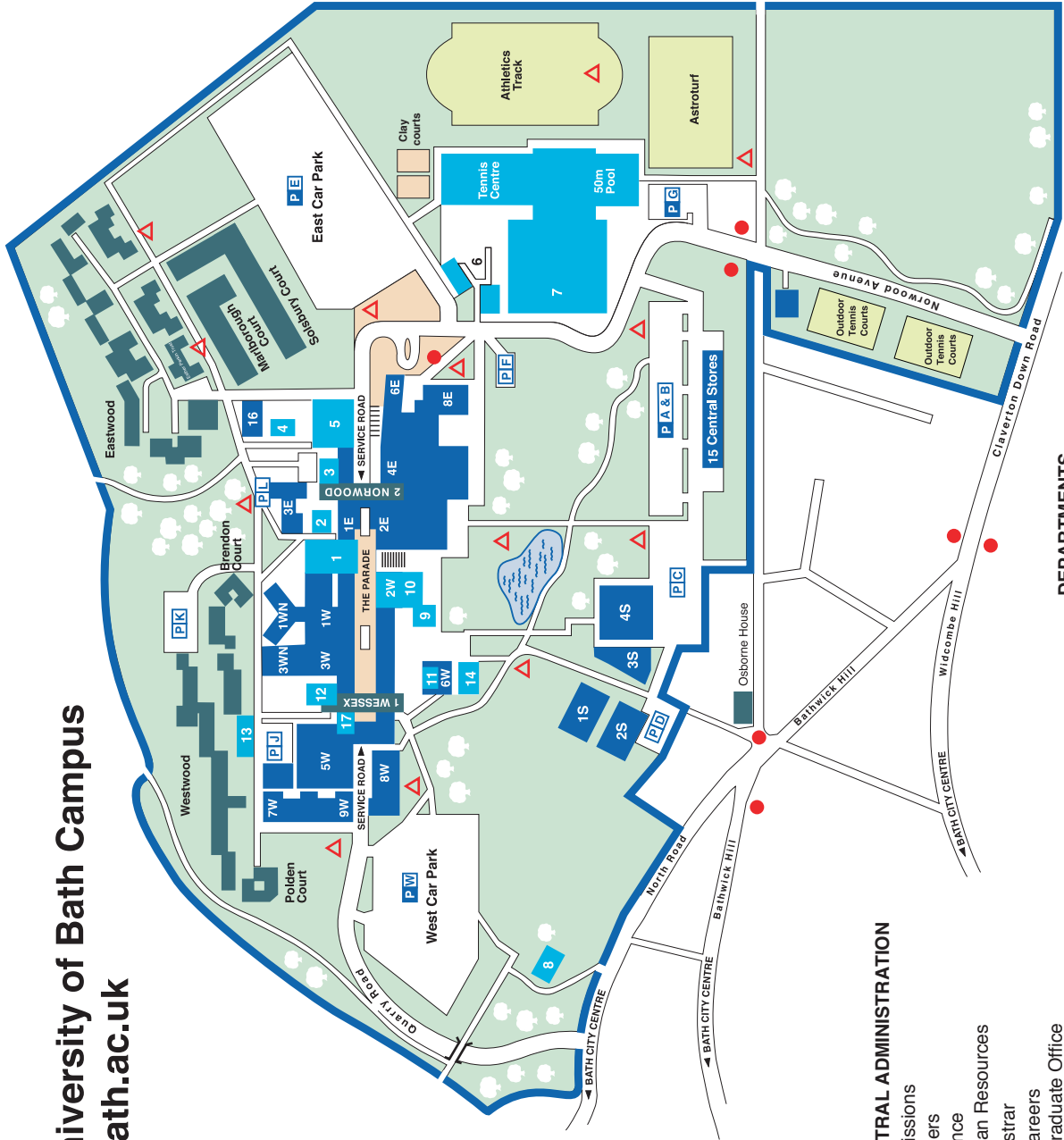
Bristol International Airport is the nearest to Bath and is approximately 21 miles away. An express coach service connects the airport to Bristol Temple Meads station, from where frequent trains operate to Bath. Information on travel from London Heathrow and Gatwick airports is on the web.

BY SEA

Portsmouth is the nearest ferry port to Bath. Further information on cross-channel and sailings to the Isle of Wight is available on www.bath.ac.uk/getting-here. Direct coach and rail services connect Portsmouth with Bath.

The University of Bath Campus

www.bath.ac.uk



Wessex

CENTRAL ADMINISTRATION

- Admissions
- Careers
- Finance
- Human Resources
- Registrar
- Careers
- Graduate Office
- International Office
- Student Records and Examinations
- Undergraduate Admissions
- Security and Enquiries
- Vice-Chancellor

AMENITIES

- 1 Library
- 2 Chaplaincy Centre
- 3 Students Union
- 4 25m Swimming Pool
- 5 Sports Hall
- 6 Arts Barn & Centre (ICIA)
- 7 Sports Training Village
- 8 Medical/Dental Centre
- 9 University Hall
- 10 CHOICES Restaurant, Parade Bar, Claverton Rooms Restaurant
- 11 Student Accommodation Office
- 12 Post Office, Banks & Shops
- 13 Accommodation Services Centre
- 14 UBSA
- 15 Central Stores
- 16 Estates
- 17 Student Money Centre

● City Bus Service

▲ Fire Assembly Points

P Parking: Pay & Display and Permit Holders

P Parking: Permit Holders only

DEPARTMENTS

- 4E Architecture & Civil Engineering
- 4S Biology & Biochemistry
- 2S BUCS
- 9W Chemical Engineering
- 1S Chemistry
- 3S Chemistry
- 1W Computer Science
- 3E Economics & International Development
- 1W Education (Coach Education)
- 2E Electronic & Electrical Engineering
- 1WN European Studies & Modern Languages
- 8W Management
- 1W Mathematical Sciences
- 4E Mechanical Engineering (Sports Engineering)
- 3S Natural Sciences
- 5W Pharmacy & Pharmacology
- 7W Physics
- 3W Physics
- 2S Psychology
- NH School for Health
- 3E Social & Policy Sciences
- 6W Sport & Exercise Science

ACCOMMODATION

- Wessex House
- Norwood House
- Polden Court
- Westwood
- Brendon Court
- Eastwood
- Marlborough Court
- Solsbury Court
- Osborne House